

# KERATINCOMPLEX®

## Quick Guide

# KCSMOOTH™

## Heat Activated Smoothing System

### *Smooth Hair Made Easy*

KCSMOOTH™ is a 2-step system powered by a proprietary blend of Signature Keratin, antioxidants and amino acids to deliver maximum manageability in two hours or less. This zero-downtime treatment dramatically cuts blow-dry time, repairs damage and delivers stronger, smoother, healthier hair for up to three months.

#### Why We ♥ it

- Maximum manageability treatment in two hours or less
- Same day style with zero downtime
- Makes blow-drying faster and easier while providing heat protection
- Repairs damage, tames frizz and restores shine
- Violet pigments neutralize brassiness
- Coconut-water based formula is incredibly hydrating, which helps prevent breakage
- Results last up to 3 months
- Cumulative results – the more it is used, the smoother and straighter hair becomes
- Clients go home with KCSMOOTH Restorative Leave-In Lotion, the essential aftercare to maintain longevity and effectiveness of the treatment



Before



After



Get social with us and share your before and after transformations  
#KERATINCOMPLEX #KCSMOOTH

# KCSMOOTH™

## Client Consultation ▶ A proper client consultation sets you and your client up for success.

1. Assess hair:
  - Texture, porosity and condition
  - Chemical-processing history
  - Client's lifestyle and medical history
2. Assess the client's post-treatment expectations.
3. Review post-treatment and at-home maintenance.
4. Quote price based on hair's length, texture and condition.
5. Perform a patch test.

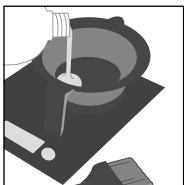
1 oz. per application based on texture, porosity and condition of hair.

## Instructions



### Step 1 of 2

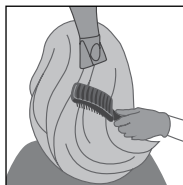
KCSMOOTH Treatment



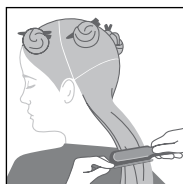
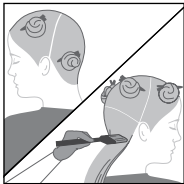
**PREPARATION:**  
Start with clean, dry hair.

**APPLICATION:**  
Gloves should be worn

1. Shake, measure and pour treatment into a bowl.
2. Divide the hair into four sections. Starting at the nape of the neck, part hair into 1 inch (2.5 cm) subsections. Apply treatment evenly, beginning ¼ inch (.6 cm) from the scalp through to the ends.
3. Comb through to ensure even distribution.
4. Cover hair with a plastic cap and allow treatment to saturate for 30 minutes.



5. Divide the hair into four sections. Using a vent brush, blow-dry hair one section at a time until 100% dry.



6. Divide the hair into four sections. Flat iron 1/2 to 1 inch (1.25 to 2.5 cm) subsections, following the flat iron guide. Allow hair to cool.



7. Rinse treatment for 2-3 minutes using medium-cool water until treatment is completely rinsed. Do not shampoo.

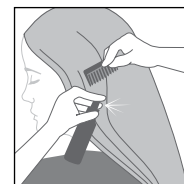


### Step 2 of 2

KCSMOOTH Restorative Leave-In Lotion



1. Gently towel dry hair.



2. Shake KCSMOOTH Restorative Leave-In Lotion well. Spray generously throughout the hair and comb through for even distribution. Finish as desired.
3. Provide client with the same bottle of KCSMOOTH Restorative Leave-In Lotion used during the service as a necessary part of their at-home regimen. See aftercare.

### FLAT IRON GUIDE

#### FINE TO MEDIUM HAIR

TEMPERATURE RANGE: 380°- 400°F (193°- 204°C)

NUMBER OF PASSES: 7-12 times from base to ends

#### COARSE, VIRGIN AND RESISTANT HAIR

TEMPERATURE RANGE: 400°- 450°F (204°- 232°C)

NUMBER OF PASSES: 10 -12 times from base to ends

## Aftercare

Same-day wash. The client should use KCSMOOTH Restorative Leave-In Lotion before every restyle to ensure longevity and effectiveness of the treatment for up to three months.



See the Keratin difference



### IMPORTANT:

If the client has fine, fragile, white, gray and/or chemically-processed hair, flat iron hair at 350°F (177°C) using 4-6 passes and increase the temperature and number of passes if needed.

Some clients who use at-home color, direct pigments, who have changed their hair color or have colored their hair may experience a shift in color. We recommend color on the same day after the Restorative Leave-In Lotion step of treatment. Some clients may notice a faint odor after the first few post-treatment shampoos before the hair is fully dry. Using KCSMOOTH Restorative Leave-In Lotion helps minimize the chance of this occurring.